



# VFS-140

Forward curved centrifugal blowers in aluminum housing  
 Wheel diameter 140 mm  
 Power supply: 230V 50Hz



**Application:** household and industrial heating systems

**Temperature range:** from -25 to +50 °C

**Material:** Electric motor – AC external rotor motor  
 Housing – die cast aluminum alloy  
 Impeller – galvanized steel

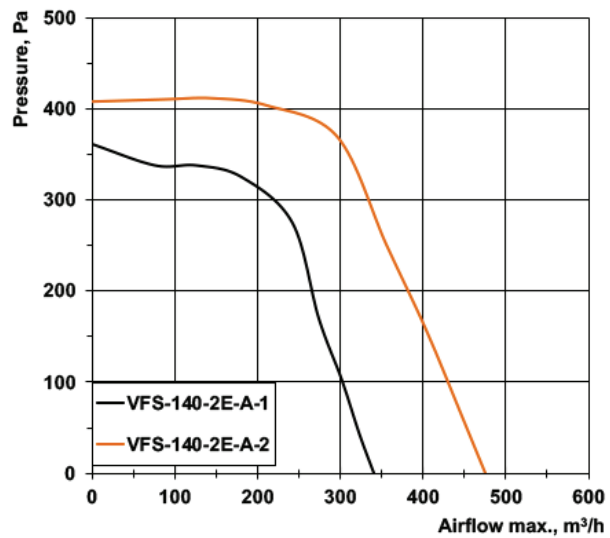
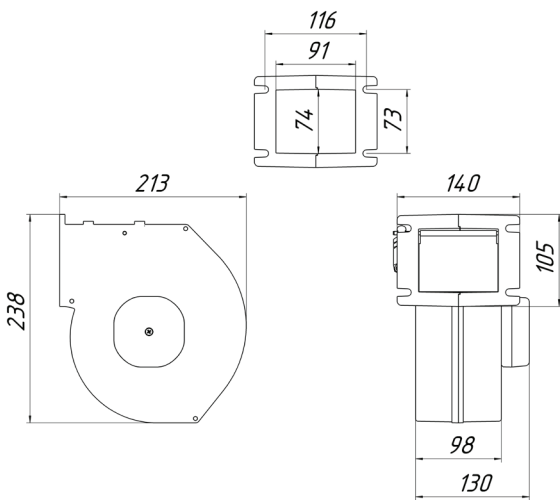
**Insulation class:** «B»

**Bearings:** industrial ball bearings, maintenance-free

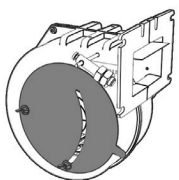
**Operation mode:** continuous duty (S1)



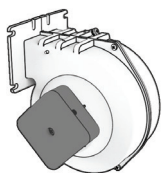
Type	Power input, W	Air flow, m³/h	Static pressure, Pa	Speed, min <sup>-1</sup>	Motor capacitor, µF	Weight, kg
VFS-140-2E-A-1	98	344	335	2600	2,5	3
VFS-140-2E-A-2	150	467	419	2800	3,5	3,3



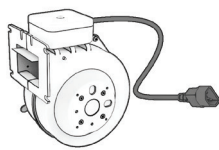
## Additional options



Shutter



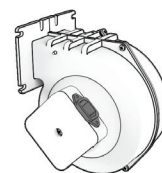
Junction Box on the Side



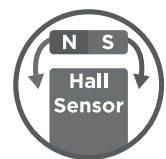
Longer Cable



Black Color Housing



IEC Socket



Hall Sensor



# VFS-140

Forward curved centrifugal blowers in aluminum housing  
 Wheel diameter 140 mm  
 Power supply: 24VDC



**Application:** household and industrial heating systems

**Temperature range:** from -25 to +50 °C

**Material:** Electric motor – BLDC external rotor motor  
 Housing – die cast aluminum alloy  
 Impeller – galvanized steel

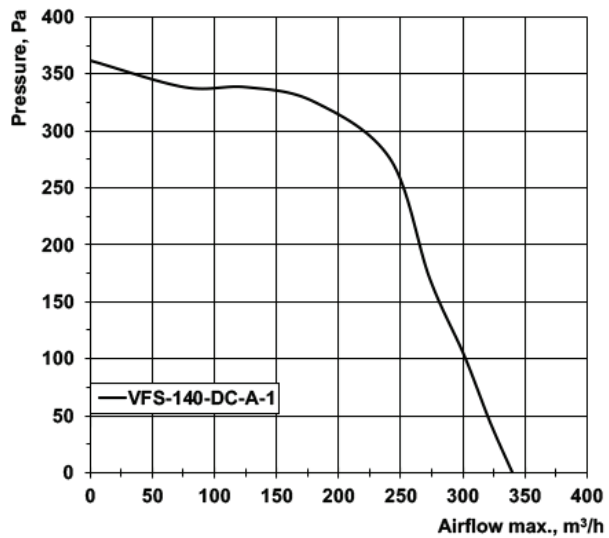
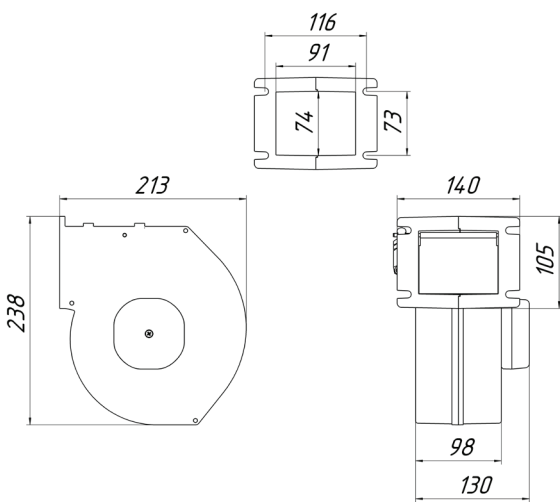
**Insulation class:** «B»

**Bearings:** industrial ball bearings, maintenance-free

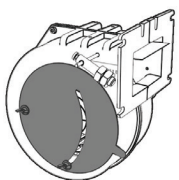
**Operation mode:** continuous duty (S1)



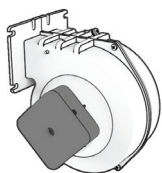
Type	Power input, W	Air flow, m³/h	Static pressure, Pa	Speed, min <sup>-1</sup>	Speed Control	Weight, kg
VFS-140-DC-A-1	80	350	350	2600	0-10V	3



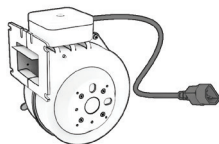
## Additional options



Shutter



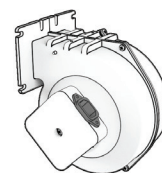
Junction Box on the Side



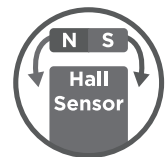
Longer Cable



Black Color Housing



IEC Socket



Hall Sensor



# VFS-140

Forward curved centrifugal blowers in aluminum housing  
 Wheel diameter 140 mm  
 Power supply: 230V 50Hz



**Application:** household and industrial heating systems

**Temperature range:** from -25 to +50 °C

**Material:** Electric motor – EC external rotor motor  
 Housing – die cast aluminum alloy  
 Impeller – galvanized steel

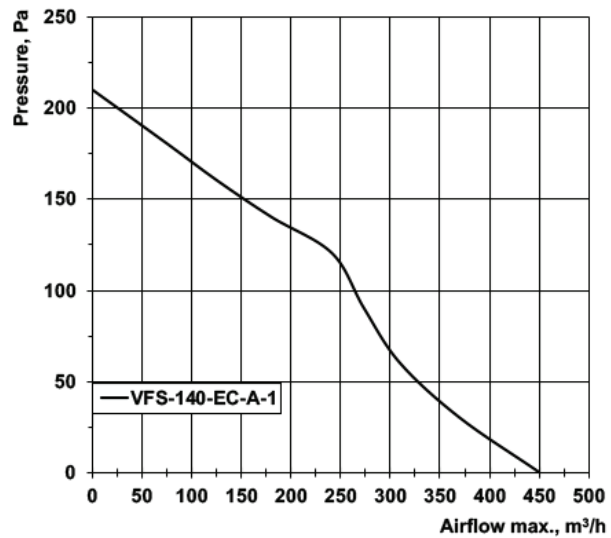
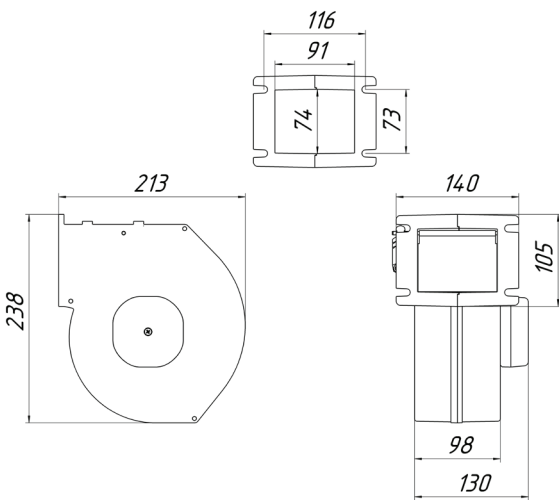
**Insulation class:** «B»

**Bearings:** industrial ball bearings, maintenance-free

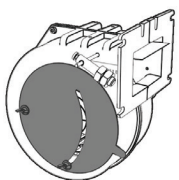
**Operation mode:** continuous duty (S1)



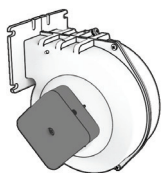
Type	Power input, W	Air flow, m³/h	Static pressure, Pa	Speed, min <sup>-1</sup>	Speed Control	Weight, kg
VFS-140-EC-A-1	66	450	210	1700	0-10V / PWM	3



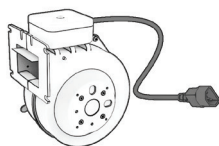
## Additional options



Shutter



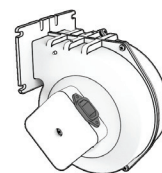
Junction Box on the Side



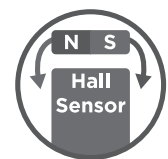
Longer Cable



Black Color Housing



IEC Socket



Hall Sensor